



Dunlop offers an unrivalled range of top quality, ceramic tile fixing products. Using the finest raw materials, our products guarantee the outstanding performance demanded by today's market. With easy-to-follow instructions and illustrations, tiling has never been so simple.

High performance adhesives & sealants – it's what you have come to expect from Dunlop!

Stockist:

For advice ring the Dunlop Technical Hotline 01782 591120.
Building Adhesives Limited, Longton Road, Trentham, Stoke-on-Trent ST4 8JB

DUNLOP
HIGH PERFORMANCE ADHESIVES & SEALANTS

www.building-adhesives.com

THE RIGHT CHOICE FOR TILING floors

Looking for the right products? Look no further!

Dunlop have a product to suit most situations and floor tiling is no exception. Floor tiles have to be stronger than wall tiles to cope with all that foot traffic and, typically, the adhesives and grouts have to be more durable too. Products are usually in powder form which require mixing with water; fast setting products are also available. Which products you choose can depend on the surface you are tiling onto. Inside our leaflet is an illustrated guide, but basically you will need:

- Tiling onto solid flooring
 - Dunlop Floor & Wall Tile Adhesive** (24 hour set)
or **Dunlop Rapidset** (3 hour set)
plus **Dunlop Flexible Additive** as required
 - Dunlop Floor & Wall Tile Grout**
- Tiling onto timber floors
 - Dunlop Tile on Wood** (Fix'n'Grout - 24 hour set)
or **Dunlop Tile on Wood Rapid** (3 hour set)
 - Dunlop Floor & Wall Tile Grout**
plus **Dunlop Flexible Additive**

Over the page we show typical backgrounds with cut-away diagrams to help you choose the right Dunlop product for the job.

DUNLOP

THE RIGHT CHOICE FOR TILING

Tips on floor tiling

When setting out floor tiles remember to allow a minimum of 6mm wide gaps around the perimeter of the floor or where one background joins another. These gaps should be filled with **Dunlop Bath & Shower Silicone Sealant** after tiling to counter movement.

If you want to speed up the job, then a rapid-setting adhesive, **Dunlop Rapidset**, can be used. When using light coloured grouts and marble use **Dunlop Rapidset White**.

To fix porcelain tiles or large format tiles, use an adhesive which is specially formulated to meet the demands of these types of tile, such as **Dunlop Set Fast Plus** or **Dunlop Large Format & Natural Stone Tile Adhesive**. These products contain Porcel Bond technology - designed especially for use with porcelain tiles.



Make sure you select the right trowel for the job – all floor tiles must be solid-bedded.

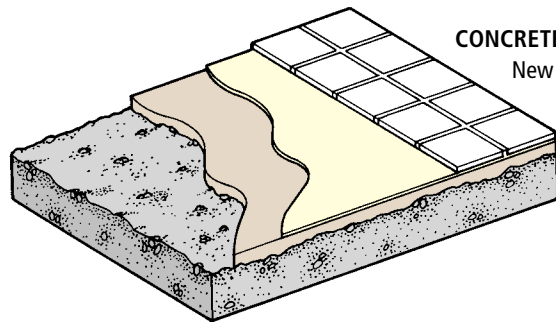
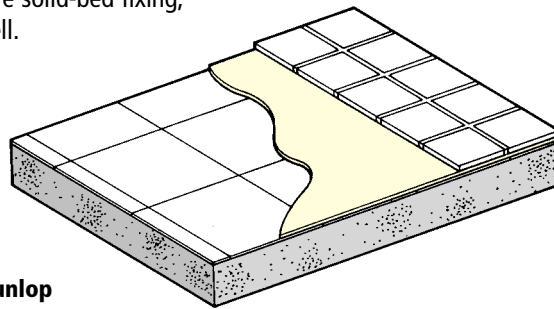
If tiles are larger than 300 x 300mm, to ensure solid-bed fixing, spread adhesive on the back of the tile as well.

Do not tile onto cushioned surfaces.

EXISTING CERAMIC/QUARRY/HARD VINYL TILES AND NON-CUSHIONED SHEETING.

Check that existing tiles are firmly bonded to the background and completely free of dirt and polish using a suitable household detergent.

Use **Dunlop Floor & Wall Tile Adhesive** or **Dunlop Rapidset** and remember to add **Dunlop Flexible Additive**.




CONCRETE/CEMENT:SAND SCREEDS

New screeds or concrete must be allowed to dry out thoroughly.

Floors should be reasonably flat. However, if the surface is very uneven or damaged, trowel over with **Dunlop Universal Floor Leveller**. Use **Dunlop Floor & Wall Tile Adhesive** or **Dunlop Rapidset**.

For solid floors use **Dunlop Floor & Wall Tile Grout**.



TONGUE & GROOVE FLOORBOARDS

It is now possible to tile directly onto wooden surfaces, providing the wooden surface has been firmly screwed down. **Dunlop Tile on Wood** has in-built flexibility which allows for any movement and is water-resistant. Ideal for tongue & groove or chipboard flooring. Ready-mixed and easy to use, **Dunlop Tile on Wood** can also be used as a grout.

To speed up tiling onto wooden surfaces, use **Dunlop Tile on Wood Rapid**, which is an easy-to-mix two-part kit and sets in 3 hours.

For wooden floors use **Dunlop Floor & Wall Tile Grout** mixed with **Dunlop Flexible Additive**.

For overlaid timber floors, use **Dunlop Flexible Floor & Wall Tile Grout**.

Dunlop Tile on Wood can also be used as a grout.

CHECKLIST

- Tiles
- Bonding Agent
- Adhesive
- Grout
- Flexible Additive
- Silicone Sealant

TOOLS AND EQUIPMENT

- Floor Tile Spacers
- Tile Cutter
- Tile Nippers
- Empty Mixing Buckets
- Solid-bed Trowel for Floors
- Grout Squeegee/Float
- Sponge
- Sealant Gun
- Plastic Gloves

Remember: checking the suitability of the background is particularly important when tiling floors. All Dunlop packaging carries detailed information on tile suitability, surface preparation and product usage. Please read this carefully to make the job easy and worry-free.